






# WEEKLY TASK SHEET

Monday 15<sup>th</sup> June 2020

Dear Year 6,

Below are the learning activities that I would like you to complete this week.

<b>Maths</b>	Please complete a Maths lesson each day. White Rose and the BBC are working together to ensure resources are available for daily lessons. Use the links below for videos (both) and worksheets (BBC Bitesize). - <a href="https://whiterosemaths.com/homelearning/year-6/">https://whiterosemaths.com/homelearning/year-6/</a> - <a href="https://www.bbc.co.uk/bitesize/tags/zncsscw/year-6-and-p7-lessons/1">https://www.bbc.co.uk/bitesize/tags/zncsscw/year-6-and-p7-lessons/1</a>
<b>English</b>	<b>Our topic this term is Adventures.</b> <b>Lesson 1</b> – Read chapter 4 of Kensuke’s Kingdom. <b>Lesson 2</b> – Write a character description based on the image at the start of Chapter 5. <b>Lesson 3</b> – Read chapter 5 of Kensuke’s Kingdom. Write a playscript of the first conversation between Michael and Kensuke. <b>Lesson 4</b> – Write a narrative of the first encounter of Michael and Kensuke from Kensuke’s perspective. <b>Lesson 5</b> – Redraft your writing from the previous lessons.
<b>Spellings</b>	3 Spelling lists and tests have been set on Spellingframe. Please practise your spellings every day and then complete the tests on Friday.
<b>Reading</b>	Please read for 15 minutes daily.
<b>Topic Task</b>	<p><b>Task 1</b> – Science – Investigate the question ‘What is a shadow?’ and write a detailed explanation with diagrams to support your answer. Other questions to consider: What do you notice when you move a light source close to an object? What about when it is overhead? Do different materials cast different shadows? Are shadows always connected to the object creating them? You may then want to play around with making different shadows with different materials and different light sources to see what you can create.</p> <p><b>Task 2</b> – RE – Last week you researched Judaism. This week write a comparison (similarities and differences) between Judaism and another religion. The other religion may be the one that you follow, one that we have studied in school or one that you are interested in (e.g. Bahá’í faith).</p> <p><b>Task 3</b> – Art – The London skyline. Can you remember what it looks like? Create a piece of art that shows the London skyline. You can work in any style that you like using any medium.</p> <div style="display: flex; justify-content: space-around; align-items: center;">    </div> <p><b>Task 4</b> – PSHCE – Transition Unit – Secondary School discussion – What are you looking forward to? What questions do you have? Where could you find out the answers?</p> <p><b>Task 5</b> – Computing – Coding on Purple Mash. I have set two different tasks so decide if you would rather do Option 1 or Option 2.</p>
<b>Times Tables</b>	Make sure that you can recall your multiplication facts up to 12x12. Complete a speed test: <a href="https://www.timestables.co.uk/speed-test/">https://www.timestables.co.uk/speed-test/</a>

Remember to keep an eye on the school blog each day for other activity ideas: <https://www.st-clementdanes.westminster.sch.uk/341/latest-blogs>

Thank you! Take care and have a good week.

Best wishes, Miss Gould