






WEEKLY TASK SHEET

Monday 6th July 2020

Dear Year 5

Here are the learning activities for this week:

<p>Maths</p>	<p>Please complete a lesson each day.</p> <ul style="list-style-type: none"> - Complete this week's BBC Bitesize Year 5 Maths lessons. - Complete this arithmetic. Click here - White Rose More activities on angles 																					
<p>English</p>  	<p>Click Here for this week's literacy resources</p> <p>Mon: <u>To be able to compare a text with others in the same genre.</u> Read or listen to <i>The Man who Nearly Became Fish Paste</i>. Have copies of the other myths on hand to compare them. Fill in the <i>Tell Me</i> sheet using quotations and explanations of why you think what you think.</p> <p>Tues: <u>To be able to recognise and use modal verbs</u> Follow the introduction to use of modal verbs. Use the models and <i>The Man who Nearly Became Fish Paste</i> to show you can use modal verbs and other writing objectives for Year 5.</p> <p>Wed: <u>To be able to comment on a text</u> What is the message behind this story? Does it have a message for the world today?</p> <p>Thurs: <u>To be able to plan an argument text</u> Decide which of the Chinese Myths you like the most. Refer to the model to help your writing.</p> <p>Fri: <u>To be able to write an argument text</u> Have a look at the modelled writing before you do your own writing.</p> <p>Remember to proof-read your writing. Edit and improve your work. Check our Class Newsletter for a reminder of our Year 5 writing targets.</p>																					
<p><u>Spellings</u></p>	<p>Please practise writing each of these words in a complex sentence (using your best joined handwriting) – make sure you look up the meanings and then do a word per sentence. Have a spelling test at the end of the week on spelling frame. Two Year 5s made the leader board last week. Were you one?</p> <table border="0"> <tr> <td>Spelling rule:</td> <td>Year 5&6 words:</td> <td rowspan="10"> <div style="border: 2px solid orange; padding: 5px; display: inline-block;">Spelling frame</div> <div style="font-size: 2em; color: blue; text-align: center;">I Can Spell</div> Spelling Frame </td> </tr> <tr> <td>borough plough</td> <td>equip</td> </tr> <tr> <td>bough rough</td> <td>equipment</td> </tr> <tr> <td>bought thorough</td> <td>equipped</td> </tr> <tr> <td>brought though</td> <td>especially</td> </tr> <tr> <td>dough thought</td> <td>exaggerate</td> </tr> <tr> <td>enough through</td> <td>excellent</td> </tr> <tr> <td>fought tough</td> <td>existence</td> </tr> <tr> <td>nought</td> <td>explanation</td> </tr> <tr> <td>ought</td> <td>familiar</td> </tr> </table>	Spelling rule:	Year 5&6 words:	<div style="border: 2px solid orange; padding: 5px; display: inline-block;">Spelling frame</div> <div style="font-size: 2em; color: blue; text-align: center;">I Can Spell</div> Spelling Frame	borough plough	equip	bough rough	equipment	bought thorough	equipped	brought though	especially	dough thought	exaggerate	enough through	excellent	fought tough	existence	nought	explanation	ought	familiar
Spelling rule:	Year 5&6 words:	<div style="border: 2px solid orange; padding: 5px; display: inline-block;">Spelling frame</div> <div style="font-size: 2em; color: blue; text-align: center;">I Can Spell</div> Spelling Frame																				
borough plough	equip																					
bough rough	equipment																					
bought thorough	equipped																					
brought though	especially																					
dough thought	exaggerate																					
enough through	excellent																					
fought tough	existence																					
nought	explanation																					
ought	familiar																					

<p>Reading</p>	<p>Please read for 15 minutes every day. Write/type a reading log for each day.</p> <p>Task 1: Guided Reading- we are continuing reading <i>Where the River Runs Gold</i>. For the latest questions for each chapter, click here. Listen to Chapter 11 Listen to Chapter 12</p> <p>Task 2: <i>First News</i> Science comprehension. Click here</p>  
<p>Topic Tasks</p>   	<p>Click here for all history/geography tasks this week.</p> <p>Mon: History: <u>To be able to understand what leaders did at the time of the Shang Dynasty</u> Parents, for further information about the Shang Dynasty, please click here.</p> <p>Tues: Music <u>To be able to compose Chinese music</u> Continue to develop Chinese music for recording.</p> <p>Wed: History <u>To be able to recognise what archaeological digs tell us about the Shang Dynasty</u></p> <p>Thurs: History <u>To be able to understand why the Shang Dynasty fell</u></p> <p>Fri: Geography <u>To be able to understand that the landscape dictates what food is provided</u></p> <p>Week 6 Challenge: To find out lots of number facts about modern day China. The more interesting the better. Learn them off and impress others with your knowledge. Did you know? Challenge Video</p> <div style="border: 1px solid black; padding: 10px; margin-top: 10px;"> <p>Legend has it that the last king of the Shang, King Di Xin, loved partying so much that he had a large pond built and filled it entirely with wine. He was known to be corrupt and later Chinese philosophers said that his behaviour was the reason why the gods allowed his dynasty to come to end in 1046 BC.</p> </div>
<p>Times Tables</p>	<p>Practise times tables if you do not know them for quickfire recall. E.g. that means if you can't answer tables like 8 X 9 straight away. Complete a speed test.</p> 

Remember to keep an eye on the [school blog](#) each day for other activity ideas.

Take care and have a good week.

All the best
Ms Harney

