












# WEEKLY TASK SHEET

Monday 29th June 2020

Dear Year 5

Here are the learning activities for this week:

<p><b>Maths</b></p>	<p>Please complete a lesson each day.</p> <ul style="list-style-type: none"> <li>- Complete this week's <a href="#">BBC Bitesize</a> Year 5 Maths lessons.</li> <li>- Complete this arithmetic: <a href="#">Click here</a></li> <li>- Look at this useful maths link: <a href="#">White Rose</a></li> </ul> 																											
<p><b>English</b></p>  	<p><b>Mon: To be able to recognise and use play script techniques</b> Read or Listen to the longer version of The Greatest Archer. Click here for <a href="#">story text</a> and to <a href="#">listen</a> to a reading of the text. See PDF of lesson: <a href="#">Click here</a></p> <p><b>Tues/ Wed To be able to mark up a play script from a text</b> <a href="#">Click here</a> for PDF of lesson. Use story text from Monday to complete the exercise.</p> <p><b>Thurs/ Fri: To be able to stage a play with puppets and music</b> Make puppets and stage for a play. Combine the music and sound effects, you composed in Tuesday's music activity. <a href="#">Click here</a> for video for a model. <a href="#">Click here for stage and character ideas</a></p> <p><b>Remember to proof-read your writing. Edit and improve your work.</b> Check our <a href="#">Class Newsletter</a> for a reminder of our Year 5 writing targets.</p>																											
<p><b>Spellings</b></p>	<p>Please practise writing each of these words in a complex sentence (using your best joined handwriting) – make sure you look up the meanings and then do a word per sentence. Have a spelling test at the end of the week on spelling frame. Two Year 5s made the leader board last week. Were you one?</p> <table border="0"> <tr> <td><b>Spelling rule:</b></td> <td><b>Year 5&amp;6 words:</b></td> <td rowspan="10" style="text-align: center;"> <div style="border: 2px solid orange; padding: 5px; display: inline-block;">Spelling frame</div>   <div style="font-size: 2em; color: blue; font-weight: bold;">I Can Spell</div> </td> </tr> <tr> <td>artificial</td> <td>suggest</td> </tr> <tr> <td>beneficial</td> <td>symbol</td> </tr> <tr> <td>commercial</td> <td>system</td> </tr> <tr> <td>confidential</td> <td>temperature</td> </tr> <tr> <td>crucial</td> <td>thorough</td> </tr> <tr> <td>essential</td> <td>twelfth</td> </tr> <tr> <td>initial</td> <td>variety</td> </tr> <tr> <td>official</td> <td>vegetable</td> </tr> <tr> <td>partial</td> <td>vehicle</td> </tr> <tr> <td>potential</td> <td>yacht</td> </tr> <tr> <td>social</td> <td></td> </tr> <tr> <td>special</td> <td></td> </tr> </table>	<b>Spelling rule:</b>	<b>Year 5&amp;6 words:</b>	<div style="border: 2px solid orange; padding: 5px; display: inline-block;">Spelling frame</div>  <div style="font-size: 2em; color: blue; font-weight: bold;">I Can Spell</div>	artificial	suggest	beneficial	symbol	commercial	system	confidential	temperature	crucial	thorough	essential	twelfth	initial	variety	official	vegetable	partial	vehicle	potential	yacht	social		special	
<b>Spelling rule:</b>	<b>Year 5&amp;6 words:</b>	<div style="border: 2px solid orange; padding: 5px; display: inline-block;">Spelling frame</div>  <div style="font-size: 2em; color: blue; font-weight: bold;">I Can Spell</div>																										
artificial	suggest																											
beneficial	symbol																											
commercial	system																											
confidential	temperature																											
crucial	thorough																											
essential	twelfth																											
initial	variety																											
official	vegetable																											
partial	vehicle																											
potential	yacht																											
social																												
special																												
<p><b>Reading</b></p>	<p>Please read for 15 minutes every day. Write/type a reading log for each day.</p>  <p><b>Task 1:</b> Guided Reading- we are continuing reading <i>Where the River Runs Gold</i>. Follow the latest questions for each chapter. Listen to chapter 10 <a href="#">here</a> <a href="#">Click link for Chapter 10 questions.</a></p> <p><b>Task 2:</b> <i>First News</i> Science comprehension. <a href="#">Click link here.</a></p> 																											

<p><b>Topic Tasks</b></p>   	<p><b>Mon: To be able to understand the religious beliefs during the Shang Dynasty</b>  <a href="#">Click here</a> for all history tasks this week.          Parents, for further information about the Shang Dynasty, please <a href="#">click here</a>.</p> <p><b>Tues: To be able to compose music to suit your Chinese myth play.</b>          Use pots and pans, bells etc or use garage band to compose music and sound effects for your Chinese myth play.          If you have garage band on an iPad/iPhone try following this composing class: <a href="#">Click here</a></p> <p><b>Wed: To be able to understand how Shang people used oracle bones</b>          See above for link to all history tasks.</p> <p><b>Thurs: To be able to make a representation of oracle bones</b>          See above for link to all history tasks. <a href="#">Instructions</a></p> <p><b>Fri: To be able to put a play performance together</b>          Extension of literacy work. You will probably need more time for your literacy task.</p> <p><b>Week 3 Challenge:</b>          Investigate Chinese cookery using vegetables possible grown by yourself use ginger, garlic and spices to prepare a Chinese dish for your family. Share photographic evidence. <a href="#">This week's greeting</a>.</p> <div style="border: 1px solid black; padding: 10px; margin-top: 10px;"> <p><i>Did you know?</i></p> <p><i>The walls around Shang cities are thought to have been very thick. They would have been 10 metres high and 20 metres thick. Some archaeologists believe that with simple tools, each wall could have taken 10 000 workers up to 18 years to build!</i></p> </div>
<p><b>Times Tables</b></p>	<p>Practise times tables if you do not know them for quickfire recall. E.g. that means if you can't answer tables like 8 X 9 straight away.          Complete a <a href="#">speed test</a>.</p> 

Remember to keep an eye on the [school blog](#) each day for other activity ideas.

Take care and have a good week.

All the best  
 Ms Harney

