









# WEEKLY TASK SHEET

Monday 8th June 2020

Dear Year 5

Here are the learning activities to complete this week:

<p><b>Maths</b></p>	<p>Please complete a lesson each day.</p> <ul style="list-style-type: none"> <li>- Complete this week's BBC Bitesize Year 5 Maths lessons on: <a href="https://www.bbc.co.uk/bitesize/tags/zhgppg8/year-5-and-p6-lessons">https://www.bbc.co.uk/bitesize/tags/zhgppg8/year-5-and-p6-lessons</a></li> <li>- Complete the five a day arithmetic (Sent last week)</li> </ul> 		
<p><b>English</b></p> 	<p>Read or listen to the Just So Stories by Rudyard Kipling</p> <p><b>Task 1:</b> The Cat that Walked by Himself Listen to the story and collect phrases like you did with The Elephant's Child. (Use previous sheet.) Read story text provided. Note down memorable phrases about the way a cat moves etc. Use the 'tell me' sheet to comment on the book. Watch a couple of minutes of a clip about a cat <a href="https://www.youtube.com/watch?v=eAR3erZ3DrA&amp;t=367s">https://www.youtube.com/watch?v=eAR3erZ3DrA&amp;t=367s</a> and then think about movement further. You might have a cat at home- copy its movements. Write a poem entitled The Cat. Think about movement and sounds.</p> <p><b>Task 2:</b> Using The Cat that Walked by Himself Look at the power point (available on Monday night) on embedded and relative clauses. Practise along with the power point and then write your own sentences/paragraph based on the story using parenthesis, embedded and relative clauses and ambitious language.</p> <p><b>Task 3:</b> Read the power point on what we have collected so far on the out of date attitudes of the Just So Story. These include attitudes to women, children, racism and the empire. The children should prepare a contribution to a debate – Are the Just So Stories completely out of date? They should use evidence from the text to set out their argument. View video to get some ideas.</p> <p><b>Task 4/5:</b> The children are composing their own Just So Stories, along the lines of the way the 'How the...' were written. Look at the mind map shared. The children should then choose an animal e.g. How the Snail got its Shell. Look at the modelled start to the story to help. Look at the shared archaic language, exaggeration and repetition to help write the story. Are you going to have a modern twist?</p> <p><b>Remember to proof-read your writing. Edit and improve your work.</b></p> <p><b>Check our <a href="#">Class Newsletter</a> for a reminder of our Year 5 writing targets.</b></p>		
<p><b>Spellings</b></p>	<p>Please practise writing each of these words in a complex sentence (using your best joined handwriting) – make sure you look up the meanings and then do a word per sentence. Have a spelling quiz at the end of the week.</p> <table border="0"> <tr> <td data-bbox="352 1518 762 2186"> <p><b>Homophones:</b></p> <p>grate great groan grown he'll heal hear heel allowed aloud altar alter ascent assent bridal bridle cereal</p> </td> <td data-bbox="778 1518 1544 2186"> <p><b>Year 5&amp;6 words:</b></p> <p>appreciate, available, average, committee, conscience, curiosity, definite, desperate, determined, disastrous</p> </td> </tr> </table>	<p><b>Homophones:</b></p> <p>grate great groan grown he'll heal hear heel allowed aloud altar alter ascent assent bridal bridle cereal</p>	<p><b>Year 5&amp;6 words:</b></p> <p>appreciate, available, average, committee, conscience, curiosity, definite, desperate, determined, disastrous</p>
<p><b>Homophones:</b></p> <p>grate great groan grown he'll heal hear heel allowed aloud altar alter ascent assent bridal bridle cereal</p>	<p><b>Year 5&amp;6 words:</b></p> <p>appreciate, available, average, committee, conscience, curiosity, definite, desperate, determined, disastrous</p>		

<p><b>Reading</b></p>	 <p>Please read for 15 minutes every day. Write/type a reading log for each day.          Guided Reading- we are continuing reading Where the River Runs Gold. Follow the latest questions for each chapter.</p>
<p><b>Topic Task</b></p>  	<ul style="list-style-type: none"> <li>• <b>Task 1: To be able to understand what a dynasty is.</b>              Look at Powerpoint on what a dynasty is. Use information on British Monarchs, Roman Emperors and the Shang Dynasty and put the information on the timelines provided. If you can't print up then perhaps use the toilet roll as a timeline guide.</li> <li>• <b>Task 2</b> Complete the second task 'Reflect, rewind and replay' unit on Charanga YUMU: <a href="https://www.triboroughmusiclub-elearning.org/yumu/login">https://www.triboroughmusiclub-elearning.org/yumu/login</a></li> <li>• <b>Task 3: To be able to understand that not all historical sources can be trusted.</b>              Follow the power point/video on trusting historical sources. Fill in a research record provided on what you have found.</li> <li>• <b>Task 4: To be able to understand what society looked like in the time of the Shang Dynasty</b>              What was it like to live at the time of the Shang Dynasty? See power point. Draw a map/picture including a city and the surrounding farms. Put in detail of what went where.</li> <li>• <b>Task 5:</b> We are looking at the weather in Spanish. Your second task is to use weather related vocabulary in sentences. Now try speaking and writing some sentences with the vocabulary. <a href="https://www.lightbulblanguages.co.uk/resources-pr-sp-Y5.htm#weather">https://www.lightbulblanguages.co.uk/resources-pr-sp-Y5.htm#weather</a></li> </ul>
<p><b>Times Tables</b></p>	<p>Practise times tables if you do not know them for quickfire recall. E.g. that means if you can't answer tables like 8 X 9 straight away.              Complete a speed test: <a href="https://www.timestables.co.uk/speed-test/">https://www.timestables.co.uk/speed-test/</a></p> 

Remember to keep an eye on the school blog each day for other activity ideas:  
<https://www.st-clementdanes.westminster.sch.uk/341/latest-blogs>

Take care and have a good week.

All the best  
 Ms Harney

