










WEEKLY TASK SHEET

Monday 1st June 2020

Dear Year 5

Here are the learning activities to complete this week:

<p>Maths</p>	<p>Please complete lesson each day.</p> <ul style="list-style-type: none"> - Complete this week's BBC Bitesize Year 5 Maths lessons on Fractions, decimals and percentages: https://www.bbc.co.uk/bitesize/tags/zhgppg8/year-5-and-p6-lessons/1 You should also use the resources on White Rose to help you: https://whiterosemaths.com/homelearning/ 																						
<p>English</p> 	<p>Read or listen to the Just So stories by Rudyard Kipling Task 1: <i>The Elephant's Child</i> - Read text provided. Use the 'tell me' sheet to comment on the book. Collect all the unusual vocabulary in the text. Find out what the vocabulary means and put them in columns: Made up words, words no longer used, interesting words to use in your own writing. Task 2: Look at the power point on parenthesis. Practise along with the power point and then write your own sentences/paragraph based on the story using parenthesis and ambitious language. Task 3: Listen to <i>How the Whale Got His Throat</i> then watch the retelling of story using story stones to give prompts. Read one of the stories emailed and make your own story stones or story cards so that you can retell the story. Make a recording of it so others can hear. Task 4: Write your own version of the story with illustrations. How can you put in parenthesis to include the reader (see task 2). Task 5: Listen to the poem <i>How the Camel Got His Hump</i>. Read the copy which has been emailed to you. Mark up and do a key for poetry features like rhyme (at the end of lines remember), onomatopoeia, alliteration and repetition for effect. Try writing in the same style about another animal. Try using this online rhyming dictionary but remember it needs to make sense: https://kids.wordsmyth.net/we/?level=2&rid=35347 Remember to proof-read your writing. Edit and improve your work. Check our Class Newsletter for a reminder of our Year 5 writing targets: https://www.st-clementdanes.westminster.sch.uk/875/class-curriculum-newsletters</p>																						
<p>Spellings</p>	<p>Please practise writing each of these words in a complex sentence (using your best joined handwriting) – one sentence for each word. Have a spelling quiz at the end of the week.</p> <table border="0"> <tr> <td data-bbox="336 1525 536 1559">Use of a hyphen:</td> <td data-bbox="778 1525 991 1559">Year 5&6 words:</td> </tr> <tr> <td>co-operate</td> <td>awkward</td> </tr> <tr> <td>re-enter</td> <td>bargain</td> </tr> <tr> <td>ex-footballer</td> <td>bruise</td> </tr> <tr> <td>ex-popstar</td> <td>category</td> </tr> <tr> <td>ex-journalist</td> <td>thorough</td> </tr> <tr> <td>mid-Atlantic</td> <td>yacht</td> </tr> <tr> <td>co-ordinate</td> <td>twelfth</td> </tr> <tr> <td>re-elect</td> <td>sufficient</td> </tr> <tr> <td>co-own</td> <td>sacrifice</td> </tr> <tr> <td>re-educate</td> <td>signature</td> </tr> </table> 	Use of a hyphen:	Year 5&6 words:	co-operate	awkward	re-enter	bargain	ex-footballer	bruise	ex-popstar	category	ex-journalist	thorough	mid-Atlantic	yacht	co-ordinate	twelfth	re-elect	sufficient	co-own	sacrifice	re-educate	signature
Use of a hyphen:	Year 5&6 words:																						
co-operate	awkward																						
re-enter	bargain																						
ex-footballer	bruise																						
ex-popstar	category																						
ex-journalist	thorough																						
mid-Atlantic	yacht																						
co-ordinate	twelfth																						
re-elect	sufficient																						
co-own	sacrifice																						
re-educate	signature																						
<p>Reading</p>	<p>Please read for 15 minutes every day. Write a reading log for each day. Guided Reading- we are continuing reading <i>Where the River Runs Gold</i>. Follow the latest questions for each chapter.</p> 																						

<p>Topic Task</p>  	<ul style="list-style-type: none"> • Task 1: Complete The first task of the ‘Lean On Me’ unit on Charanga YUMU: https://www.triboroughmusicclub-elearning.org/yumu/login • Task 2: Look at China on the maps sent to you or in an atlas at home. Answer the questions about the maps to do with cities, rivers, landscape and weather. • Task 3: Find out facts about China and make your own fact file. Try these websites for ideas: https://www.natgeokids.com/uk/discover/geography/countries/30-cool-facts-about-china/ and https://www.bbc.co.uk/news/world-asia-pacific-13017877 • Task 4: Look at the Timeline for China in relation to what was happening in England at the same time. Put together your own timeline based on the history we have learned so far. You could draw or print out pictures and dates to help with this. Look at the example to get you started. • Task 5: We are looking at the weather in Spanish. Your first task is to learn weather related vocabulary at the top of the website page. Now try speaking and writing some sentences with the vocabulary. https://www.lightbulblanguages.co.uk/resources-pr-sp-Y5.htm#weather
<p>Times Tables</p>	<p>Practise times tables if you do not know them for quickfire recall, e.g. that means if you can’t answer tables like 8 x 9 straight away.</p> <p>Complete a speed test: https://www.timestables.co.uk/speed-test/</p> 

Remember to keep an eye on the school blog each day for other activity ideas:
<https://www.st-clementdanes.westminster.sch.uk/341/latest-blogs>

Take care and have a good week.

All the best Ms Harney

