







WEEKLY TASK SHEET

Monday 6th July 2020

Dear Year 3

Here are your learning activities for Week 6:

Maths	Complete this week's BBC Bitesize Year 3 Maths daily lesson. You could use the videos on White Rose to help you. 
English	Please use this document to guide you through this week's activities. Activity 1 – Follow pages 1 - 3 of the document. What does the story tell us about Ancient Egypt? Extract information from the story text and record it in a table. Activity 2 – Use pages 4 - 7 of the document. Activity 3 – Follow pages 8 - 12 of the document. Take a closer look at the book's illustrations. Think about the character of Rhodopis. Create a 'Role on the Wall' and draw your own illustration of Rhodopis. Activity 4 - Follow pages 13 - 15 of the document. Choose a scene from the book and illustrate it in a new way. Activity 5 - Use pages 16 - 19 of the document. Choose a song from the story. Use your best presentation to write and illustrate the song lyrics. Like the illustrator of 'Cinderella of the Nile', use ancient Egyptian paintings and information from the text to inspire your illustrations. 
Spellings	When we add the suffix <i>-ian</i> to root words ending in 'c' or 'cs', the new ending sounds like 'shun' and is spelt '-cian'. (If the root word ends in 'c' like <i>music</i> , just add the suffix <i>-ian</i> . If the root word ends in 'cs' like <i>mathematics</i> , drop the 's' before adding <i>-ian</i> .) <i>electrician magician mathematician musician politician</i> Also please learn these words from our Year 3 list: <i>early eight eighth exercise favourite</i> I have set these words for you to practise on Spelling Frame if you would find that helpful.  Bonus challenges: <i>deity goddess</i> Practise writing each of this week's words in a sentence (using your best joined handwriting please) – one sentence for each word. Have a spelling quiz at the end of the week.
Reading	Please read for 15 minutes every day. Write a reading log for each day. 
Topic Tasks	Task 1 –Begin <i>Miss Fostir's Weekly Challenge</i> : Learn about the deities (gods and goddesses) worshipped by the ancient Egyptians. Discover what makes them special. Do they have a human body and an animal head? What connects them with that animal? Write notes about at least 4 different deity. Here's some information that you may find useful for your research: Research 1 Research 2 Research 3 Then click here , listen to the song, read the lyrics and have a go at the quiz! Task 2 – Complete <i>Miss Fostir's Weekly Challenge</i> : make a fact file about one of ancient Egyptian gods or goddesses. You could use the writing template that you'll find in your '2Dos' on Purple Mash or create your own fact file on paper. Task 3 – Create a piece of art: the <i>Eye of Horus</i> . Click this link for inspiration . You might find it helpful to draw along with this video tutorial . Embellish your design with decorative details! Task 4 – Find out more about the Geography of modern-day Egypt. You could take a look at this information to help you. Have a go at this quiz ! Task 5 – Play the 'Egyptian Pairs Game' that Miss Cassidy has set for you on Purple Mash . You'll find it in your '2Dos' on Friday. Match the picture of each god or goddess to their description.
Times Tables	Spend time practising the 2, 3, 4, 5, 8 and 10 times tables. Use the multiplication square to help you. You could have a go at the quiz too. Complete a speed test .

Look out for another video from me on Monday. Here are the Year 3 videos from previous weeks, in case you missed any and want to catch up on our Ancient Egyptian Adventure:

Week 1: [Timeline](#) Week 2: [Pyramids](#) Week 3: [Homes](#) Week 4: [Food](#) Week 4: [Hieroglyphs](#)



Remember to keep an eye on the [school blog](#) each day for other activity ideas.

Thank you! Take care and have a good week. Miss Fostir ☺