











WEEKLY TASK SHEET

Monday 29th June 2020

Dear Year 3

Here are your learning activities for Week 5:

Maths	Complete this week's BBC Bitesize Year 3 Maths daily lesson. You could use the videos on White Rose to help you. 
English	Please use this document to guide you through this week's activities. (Try not to skip ahead... you'll enjoy the book more if you don't!) Activity 1 – Follow pages 1 - 6 of the document. Read the whole story and then write a review. Activity 2 – Use pages 7 - 10 of the document. Compare two or more versions of the Cinderella story. Activity 3 – Follow pages 11 - 14 of the document. Identify significant images in the story. Activity 4 - Follow pages 15 - 21 of the document. Learn about, listen to and make notes about some well-known fables. Activity 5 - Use pages 22 - 25 of the document. Write your own fable. 
Spellings	Sometimes, like in the words <i>pyramid</i> , <i>Egypt</i> which you learnt earlier this term, the letter y in a word makes the short 'i' sound (when the letter y is not at the end of the word). Learn to spell these seven words: <i>gymnastics mystical mysterious myth dynasty cymbal symbol</i> (Can you spot the pair of homophones? ↑) Also please learn these three words from our Year 3 list: <i>certain earth experiment</i>  I have set these words for you to practise on Spelling Frame if you would find that helpful. Bonus challenges: <i>Synagogue hieroglyphs</i> Practise writing each of this week's words in a sentence (using your best joined handwriting please) – one sentence for each word. Have a spelling quiz at the end of the week.
Reading	Please read for 15 minutes every day. Write a reading log for each day. 
Topic Tasks	Task 1 –The Ancient Egyptians invented one of the earliest known writing systems. Begin <i>Miss Fostir's Weekly Challenge</i> : Click here to discover how the system of hieroglyphs worked, play games and crack the ancient codes.  Task 2 – Continue <i>Miss Fostir's Weekly Challenge</i> : Can you translate this message from Miss Fostir? Write your own message to Miss Fostir using hieroglyphs! Task 3 - Complete Miss Cassidy's 'Egyptian Hieroglyphs' 2do activity on Purple Mash :  Use the online painting tools to write hieroglyphs on the stone wall! Task 4 – Learn more about the geography and importance of the Nile. Click here to find some fascinating facts. Make an information leaflet, a poster or design a quiz about the River Nile. Task 5 – Keep active and practise your Spanish with this dance workout! 
Times Tables	Spend time practising the 2, 3, 4, 5, 8 and 10 times tables. Hit the Button has fun games to help you practise. Complete a speed test .

Look out for another video from me on Monday. 

Here are the Year 3 videos from previous weeks, in case you missed any and want to catch up on our Ancient Egyptian Adventure: *Week 1*: [Timeline](#) *Week 2*: [Pyramids](#) *Week 3*: [Homes](#) *Week 4*: [Food](#)

Remember to keep an eye on the [school blog](#) each day for other activity ideas.

Thank you! Take care and have a good week. Miss Fostir ☺

