









# WEEKLY TASK SHEET

Monday 15<sup>th</sup> June 2020

Dear Year 3

Here are your learning activities for this week:

<b>Maths</b>	Complete this week's <a href="#">BBC Bitesize</a> Year 3 Maths daily lesson. You could use the videos on <a href="#">White Rose</a> to help you. 
<b>English</b>	Please use <a href="#">this document</a> to guide you through this week's activities. (Try not to skip ahead... you'll enjoy the book more if you don't!) <b>Activity 1</b> – Follow pages 1 - 14 of the document. Write a letter to the Pasha, to update him on your journey to the King of France. <b>Activity 2</b> – Follow pages 16 - 25 of the document. Record an interview of someone in the crowd who witnesses Zeraffa's arrival in Paris. Record an interview with Atir. <b>Activity 3</b> – Use pages 27 and 28 of the document. Draft a newspaper article to report the news of the giraffe's arrival in Paris. <b>Activity 4</b> – Use pages 30 and 31 of the document. Edit and improve your news report. Then publish a neat copy of your finished report. Practise using your best joined handwriting! <b>Activity 5</b> – Use pages 33 - 37 of the document. Design a commemorative item, celebrating Zeraffa's arrival in Paris. Write a persuasive advert, encouraging people to buy your commemorative item. 
<b>Spellings</b>	Learn to spell these four words which all have the prefix <b>sub-</b> : <i>subdivide subheading submarine submerge</i> (The prefix <i>sub-</i> means 'under' or 'beneath'. We can just add <i>sub-</i> to the front of the root word without changing its spelling.) Also learn these five words from our Year 3 list: <i>history knowledge learn possible question</i>  Also learn to spell this topic word: <i>giraffe</i> You might find <a href="#">Spelling Frame</a> helpful. Bonus challenge: <i>dynasty</i> Practise writing each of these ten (or eleven) words in a sentence (using your best joined handwriting please) – one sentence for each word. Have a spelling quiz at the end of the week.
<b>Reading</b>	Please read for 15 minutes every day. Write a reading log for each day. 
<b>Topic Tasks</b>	<b>Task 1</b> – Begin <i>Miss Fostir's Weekly Challenge</i> : Learn about the <b>homes</b> of Ancient Egyptians. Complete Miss Cassidy's 'Egyptian House' 2do activity on <a href="#">Purple Mash</a> – write instructions for building an Egyptian house.  <b>Task 2</b> – Continue <i>Miss Fostir's Weekly Challenge</i> : Begin writing an advertisement, persuading Egyptians to buy a home that you're selling. Remember to describe all its best features! Here are some <a href="#">useful words and phrases</a> for persuasive writing. Use this document to learn some tips and tricks for <a href="#">persuasive writing</a> ! <b>Task 3</b> – Complete <i>Miss Fostir's Weekly Challenge</i> : Present a property advert, persuading people to ancient buy a home that you're selling in Ancient Egypt. Perhaps you could record a video of your sales pitch, or make an advertising brochure.  <b>Task 4</b> –Groove like an Egyptian! Watch this <a href="#">video</a> . Listen out for fun facts in the lyrics. Have a go at copying the dance moves of the chorus! <b>Task 5</b> – R.E. learning about Buddhism: Visit this <a href="#">website</a> . Watch the video, read the information and then have a go at the quiz at the bottom of the page.
<b>Times Tables</b>	Spend time learning the 8 times table off by heart. Take a look at these <a href="#">handy tips</a> to help you learn the multiplication facts. If you are already super speedy at recalling all those multiplication facts, work on the inverse: dividing by 8. Play practice games on <a href="#">Hit the Button</a> or complete a <a href="#">speed test</a> .

Look out for another video from me on Monday.



Remember to keep an eye on the [school blog](#) each day for other activity ideas.

Thank you!

Take care and have a good week. Miss Fostir ☺

