









# WEEKLY TASK SHEET

Monday 8<sup>th</sup> June 2020

Dear Year 3

Here are your learning activities for this week:

<b>Maths</b>	Complete this week's <a href="#">BBC Bitesize</a> Year 3 Maths daily lesson.  You could use the resources on <a href="#">White Rose</a> to help you.
<b>English</b>	Please use <a href="#">this document</a> to guide you through this week's activities. (Try not to skip ahead... you'll enjoy the book more if you don't!) <b>Activity 1</b> – Follow pages 1 - 10 of the document. Create a 'Role on the Wall' for the character of Atir. <b>Activity 2</b> – Use page 12 of the document. Write a character description. <b>Activity 3</b> – Follow pages 14 - 22 of the document. Write a poem to describe the scene at the River Nile. <b>Activity 4</b> – Use pages 23 - 24 of the document. Write a lullaby for the sailors to sing to the giraffe at sea. <b>Activity 5</b> – Follow pages 28 - 40 of the document. Invent a way of transporting Zeraffa. Draw your design and write detailed labels to explain your invention. 
<b>Spellings</b>	Learn to spell these four words which all have the prefix <b>anti-</b> : <i>anticlockwise antisocial antibacterial anticlimax</i> (The prefix <i>anti-</i> means 'against' or 'opposite'. We can just add <i>anti-</i> to the front of the root word without changing its spelling.)  Also learn or revise these three words from our Year 3 list: <i>after important century</i> (How many years are there in a century? Watch <a href="#">Ms Harney's video</a> to find out!)  Also learn to spell these three topic words: <i>Egypt pyramid pharaoh</i> (Why must we begin <i>Egypt</i> with a capital letter?) Bonus challenge: <i>sarcophagus</i>  Practise writing each of these ten (or eleven) words in a sentence (using your best joined handwriting please) – one sentence for each word. Have a spelling quiz at the end of the week.
<b>Reading</b>	Please read for 15 minutes every day. Write a reading log for each day.
<b>Topic Tasks</b>	<b>Task 1</b> – Design and make your own musical instrument. You could use <a href="#">these ideas</a> and <a href="#">this</a> to inspire you. Please remember to ask permission from your adult at home first. Can you alter the pitch or volume of the sound? Why does the sound change? Find out more about <a href="#">the science of sound</a> . <b>Task 2</b> – Complete <i>Miss Fostir's Weekly Challenge</i> : What can you discover about the ancient pyramids of Egypt? Make a 3D model of an Egyptian pyramid. You could copy this <a href="#">template</a> , or design your own.  <b>Task 3</b> – Log in to <a href="#">Charanga YUMU</a> & complete the 'Listen and Appraise' activities for the <i>Blackbird</i> song. Miss Cassidy gave you the login details with your first Home Learning Pack but if you can't find them, please just ask & we can send them to you again.  <b>Task 4</b> – Log in to <a href="#">Charanga YUMU</a> and complete the 'Learn to Sing'  activities for the <i>Blackbird</i> song. <b>Task 5</b> – Make an Egyptian sarcophagus. Look out for a video from Ms Harney this week to find out more about this task.
<b>Times Tables</b>	Spend time learning the 4 times table off by heart. If you are already super speedy at recalling all those multiplication facts, work on the inverse: dividing by 4. Complete a <a href="#">speed test</a> .

Look out for another video from me on Monday 

Remember to keep an eye on the [school blog](#) each day for other activity ideas.

Thank you!

Take care and have a good week. Miss Fostir ☺

