





# WEEKLY TASK SHEET

Monday 1<sup>st</sup> June 2020

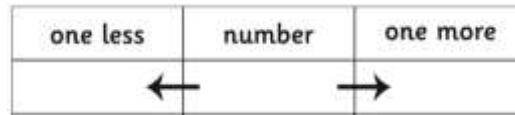
Dear Year 1

Here are the learning activities that I'd like you to complete this week please:

<b>Maths</b>	- Complete this week's BBC Bitesize Year 1 Maths lessons: <a href="https://www.bbc.co.uk/bitesize/tags/zjpqqp3/year-1-lessons/1">https://www.bbc.co.uk/bitesize/tags/zjpqqp3/year-1-lessons/1</a> - You could use the resources on White Rose to help you: <a href="https://whiterosemaths.com/homelearning/">https://whiterosemaths.com/homelearning/</a>				
	<b>Monday</b> Measuring Mass	<b>Tuesday</b> Comparing volume and capacity	<b>Wednesday</b> Measuring capacity and volume	<b>Thursday</b> Solving problems involving capacity and volume	<b>Friday</b> Weekly Challenge ★
<b>English</b>	- Use the <u>Week 1 PowerPoint</u> emailed to you to guide you through the daily lessons based on the story <i>Tiddler the Storytelling Fish</i> by Julia Donaldson				
	<b>Monday</b> Tale telling	<b>Tuesday</b> Missing posters	<b>Wednesday</b> Diary entries	<b>Thursday</b> Rhyming pairs	<b>Friday</b> Tiddler's next adventure
<b>Phonics and Spellings</b>	Learn these 12 spellings with the <u>long a</u> and <u>long e</u> vowel sound: acorn                      me apricot                    she April                        we baby                        evil lady                         Peter paper                        equal				
	Also recap these 3 spellings from our Year 1 list:    today            of            said				
<b>Reading</b>	<b>Monday</b> Recap with: <a href="#">Obb and Bob</a> <a href="#">Buried Treasure</a> <a href="#">Edshed spelling games</a>	<b>Tuesday</b> Rainbow writing 	<b>Wednesday</b> Pyramid words 	<b>Thursday</b> Choose 3-5 words and write 3-5 sentences using them.	<b>Friday</b> Spelling game!
	Please read for 10 - 15 minutes every day. Write a reading log for each day.				
<b>Topic Task</b>	<b>Task 1:</b> Ask your parent to use some kitchen scales. What items can you find in the house that are heavy? What items can you find that are light? (For the adventurous this might turn into a great baking opportunity!)				
	<b>Task 1:</b> Ask your parent to use some kitchen scales. What items can you find in the house that are heavy? What items can you find that are light? (For the adventurous this might turn into a great baking opportunity!)	<b>Task 2:</b> Choose a sea creature to research from our book this week. Can you find out 5 interesting facts about them?	<b>Task 3:</b> Complete 'Your Imagination' assigned unit on <a href="#">Charanga music</a> .	<b>Task 4:</b> Assigned coding games on <a href="#">Purple Mash</a> .	<b>Task 5:</b> Illustrate Tiddler's adventure story!

## Number bonds

One more and one less than numbers to 50 (use a hundred chart for visual support if needed before moving onto mental maths).



## Weekly Challenge (Maths)



### Magical Potion Making!

**Step 1** – Put on your imaginary witch or wizard hat and complete the potion worksheet attached, writing the answers down on paper.

**Step 2** – Now it's your turn! Find some waterproof containers of different sizes in your house (the kitchen will probably be the best place to look!).

**Step 3** – Which container do you think will hold the most liquid/volume? Why do you think that? Put the containers in order.

**Step 4** – Fill up your containers with “ingredients” in your house (water is just fine but feel free to get inventive too – shaving foam, dishwashing liquid, glitter, plants etc!) and give them some magical names! Transfer ingredients between containers to see which ones hold the most liquid and the least. Do you need to change your order?

**Step 5** – Now pour your magical ingredients into your cauldron (sink or bathtub!) say a pretend spell and give it a stir. You've made a magical potion!!

If you want to get a little messy [have a look](#) at how to add baking soda and vinegar to your potions to make your potion fizz!

Children, please remember to always ask permission from your adult at home before choosing 'ingredients'. The 'potions' are for imaginary play so it's very important that you do not drink them!



Remember to take pictures of your magical potion and send them in via the school office email so I can see what you've made!


Remember to keep an eye on the school blog each day for other activity ideas: <https://www.st-clementdanes.westminster.sch.uk/341/latest-blogs>

Thank you! Take care and have a good week.

Best wishes, Mrs Dawson

# Weekly Challenge

## Potions Capacity



Wizard William and Witch Winifred are mixing potions. Can you help find all the possibilities for their recipes?

1. Wizard William can use any 2 ingredients. His potion needs to measure exactly 10ml. Which ingredients could he use?

---

---

---

2. Congratulations! What will Wizard William's potion do?

---

3. Witch Winifred has to use more than 2 ingredients. Her potion also needs to measure exactly 10ml. Which ingredients could she choose?

---

---

4. Congratulations! What will Witch Winifred's potion do?

---