










# WEEKLY TASK SHEET

Monday 15<sup>th</sup> June 2020

Nursery & Reception ☺ Here are some learning activities you could complete this week:

<p><b>Understanding the World</b></p> 	<p>Have a go at this <a href="#">shaving foam rainclouds</a> experiment and <a href="#">creating a rainbow</a> science experiment.</p>
<p><b>Literacy</b></p> 	<p>Record your experiment using the Science Inquiry Sheet. You can draw the materials you used and write about what happened.</p>
<p><b>Physical Development</b></p> 	<p>Practise using scissors to cut out the animal pictures. Perhaps you can draw Noah's Ark or make it out of Lego for the animals to load onto!</p>
<p><b>Personal, Social &amp; Emotional Development</b></p> 	<p>Learning about change, fears and worries. Make a Salt Dough Sculpture. Here's a <a href="#">recipe</a>. Invite children to create sculptures using clay. Sculptures can air dry and then be painted with tempera paint. <i>How did the materials change? What does change mean? Talk about something that has changed. What do you think about this change? How do you feel when things change? Why do things change? How can we turn the worries or fears into calmness and begin to enjoy change and the good things that it brings? List 3 things you can do to find the good in change.</i></p>
<p><b>Communication &amp; Language</b></p> 	<p>Listen to the story of 'Noah's Ark'. Here's the <a href="#">story</a> and a <a href="#">song</a>.</p>
<p><b>Expressive Arts &amp; Design</b></p> 	<p>Draw or paint a rainbow using watercolours. You can make these at home using different things from your kitchen cupboards. <a href="#">Click here</a> for ideas.</p>
<p><b>Phonics</b></p> 	<p>Phase 2: Learning to Blend - <a href="#">Click here</a> Phase 3, 4 and 5: <a href="#">Click here</a></p>

Extra links & activities:

- Make a boat basket with two ark shapes. Decorate. Glue or staple sides and bottom together. Make a rainbow handle. Maybe you could fill them with animal crackers!
- Fill a large container with water! Find items, such as small plastic boats, to float in it! ...Or corks are great too!
- Make a mosaic rainbow - use small squares of paper the colours of the rainbow.

Remember to keep an eye on the [school blog](#) each day for other activity ideas.

Thank you. Look after yourselves and each other and have a fantastic week!

Missing you all, Miss Paget & Ms Crook